

How to turn in your work:

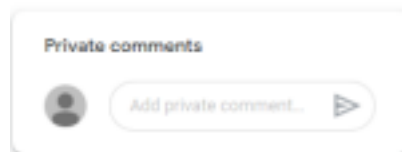
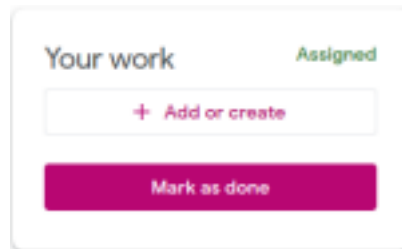
1. Take a picture of your work- use a cell phone.
2. Small children- video your child working
3. Print and scan your work if you have a scanner available.
4. Edit a worksheet or document with Kami.

Once you have your digital file....

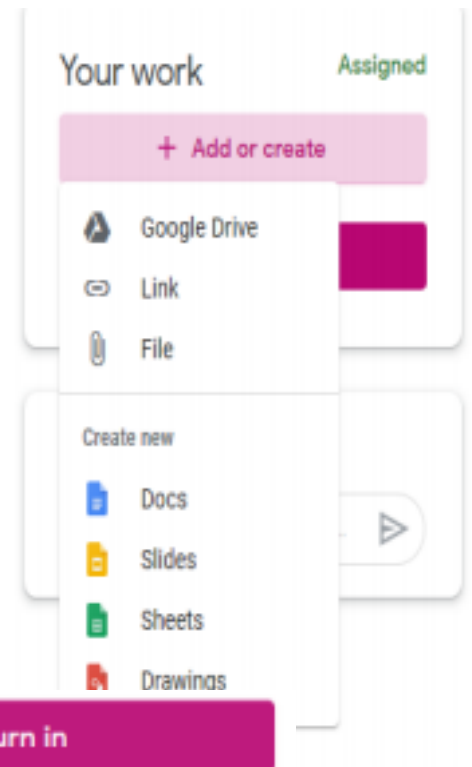
Preferred method

In the top right corner

Click Add or Create



- If the work is stored on Google click the triangle and choose the work you want to add.
- If the work is on your computer- choose the paper clip
- If you need to respond to an assignment and write a response- Choose Docs and type up your work
- If you need to make a PowerPoint like Presentation Choose Slides.



- Once you see your work added you have to click turn in!!!!!!!