

Do you want to build a Kami... document?

Kami is a program that lets you write, highlight, type, and record on top of a PDF.

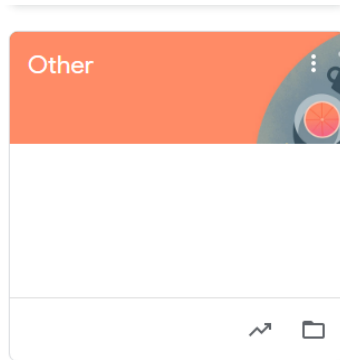
How to open your work with Kami:

1. Open Google Classroom:

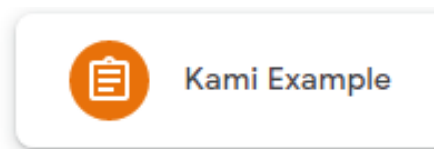


Classroom

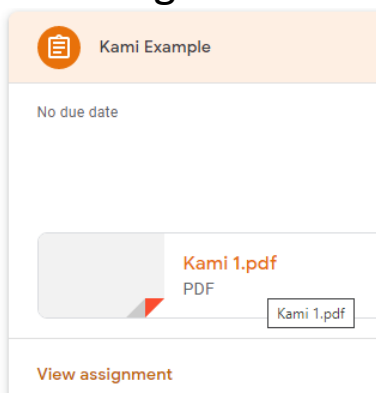
2. Go to your Teacher's Class:



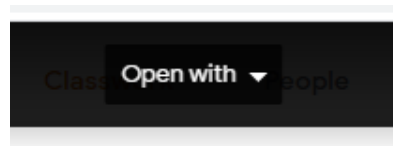
3. Click the assignment your teacher made:



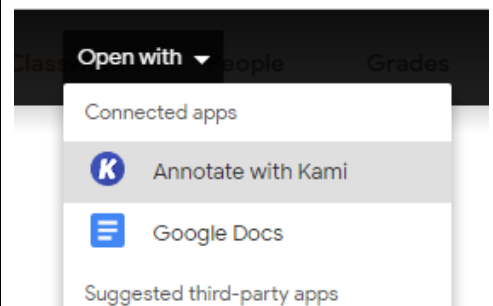
4. Click the PDF activity in your assignment:



5. In the preview, click Open With at the top of the page:



6. Click Annotate with Kami:



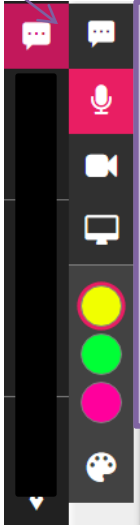
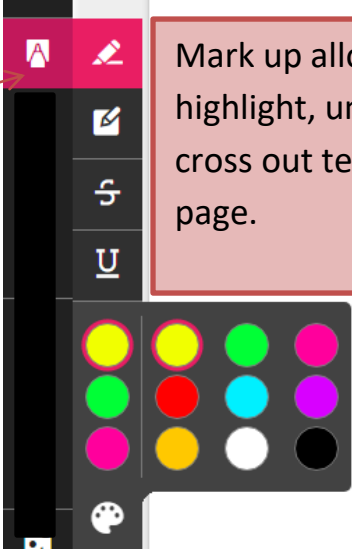
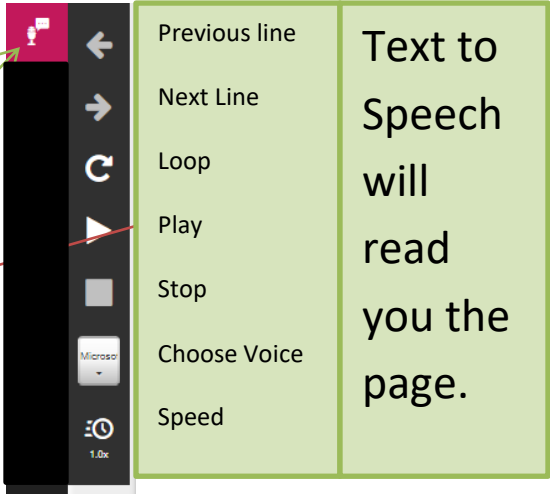

What can Kami do?



The Select tool- lets you click or highlight things.

The Dictionary – Look up words on the page

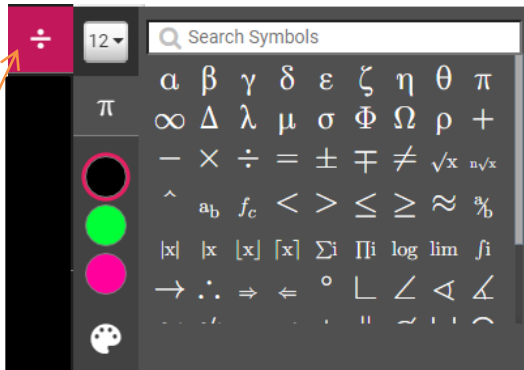
Mark up allows you to highlight, underline or cross out text on your page.

Comment will let you record your voice, a video, or a picture of your screen.

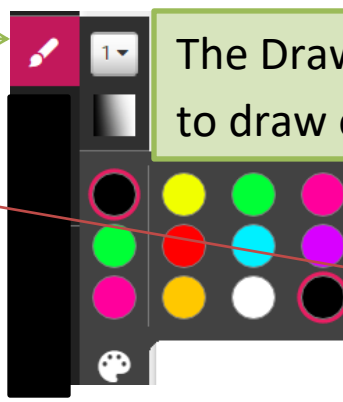




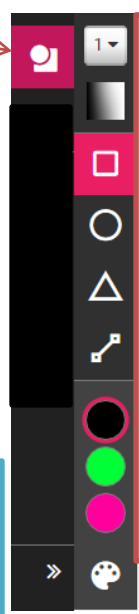
The Text tool allows you to add a text box anywhere on the page so you can type answers on the assignment. The number controls the size of the letter you type.



The Equation Tool allows you to type math symbols and other tricky math operations like fractions or exponents.



The Draw tool allows you to draw on your page.




The Shape tool allows you to add lines and shapes to your page.

The Erase tool allows you to erase Kami changes

The Media tool allows you to add files from your computer or Google Drive.

The save options are important!



GOOGLE DRIVE


- My Drive
- ✓ All changes saved
- Last saved 4 minutes ago
- Save Now
- ✓ Auto Save

MORE

- Download
- Advanced Export

Always make sure the auto save box is checked- you don't want to lose your work.

It's not a bad idea to download a copy of the work when you are done to make sure you don't lose your work.



Did you clear the page of your work by accident? Use Restore Annotations.

Is your page upside down or sideways? Use the rotate options to flip things around!

Did you make a mistake- Undo and Redo is your best bet.

- Split and Merge Document
- OCR For Scanned PDFs
- Document Properties
- Notification Settings
- Create Assignment
- Go to First Page
- Go to Last Page
- Jump to Page
- Restore Annotations
- Rotate Clockwise
- Rotate Counterclockwise
- One Page View
- Two Page View
- Presentation Mode
- Hide Comments
- Undo
- Redo

Let's practice:

1. Record a voice comment here- tell me about today's weather.
2. Highlight the word record in the sentence above.
3. Insert a text box on the line below. Type your name in the box. Use size 18 font.

4. Use the shape tool to put a circle around this sentence.

5. Use the draw tool to draw a smiley face in this box.



6. Use the dictionary tool to find the meaning of the word saga. _____

7. Add a comment there- tell me about any question you have about Kami.

8. Highlight the sentence below and use the text to speech option to read the sentence to you.

“How much wood could a woodchuck chuck if a woodchuck could chuck wood?”